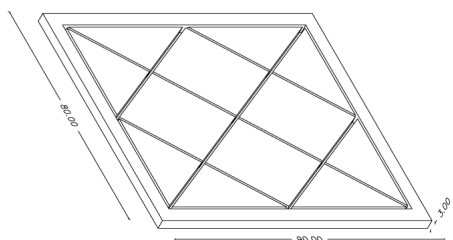







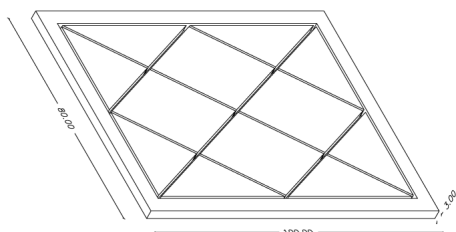








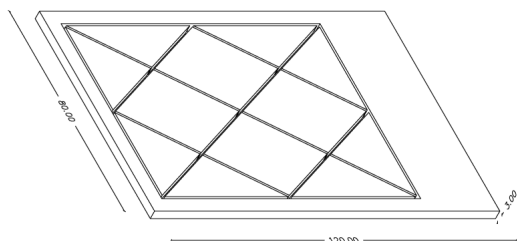
Referencia	Largo-Frente	Ancho-Fondo	h1	h2	h total	Peso +/-	Seno	Material	Acabados
20.900.800.30.1.2	900	800	30	10	40	49,68	Rombo	Campaspero	Arenado
20.900.800.30.1.3	900	800	30	10	40	49,68	Rombo	Campaspero	Abujardado
20.900.800.30.2.2	900	800	30	10	40	49,68	Rombo	Pizarra	Arenado
20.1000.800.30.1.2	1000	800	30	10	40	55,20	Rombo	Campaspero	Arenado
20.1000.800.30.1.3	1000	800	30	10	40	55,20	Rombo	Campaspero	Abujardado
20.1000.800.30.2.2	1000	800	30	10	40	55,20	Rombo	Pizarra	Arenado
20.1200.800.30.1.2	1200	800	30	10	40	66,24	Rombo	Campaspero	Arenado
20.1200.800.30.1.3	1200	800	30	10	40	66,24	Rombo	Campaspero	Abujardado
20.1200.800.30.2.2	1200	800	30	10	40	66,24	Rombo	Pizarra	Arenado
20.1500.800.30.1.2	1500	800	30	10	40	82,80	Rombo	Campaspero	Arenado
20.1500.800.30.1.3	1500	800	30	10	40	82,80	Rombo	Campaspero	Abujardado
20.1500.800.30.2.2	1500	800	30	10	40	82,8	Rombo	Pizarra	Arenado









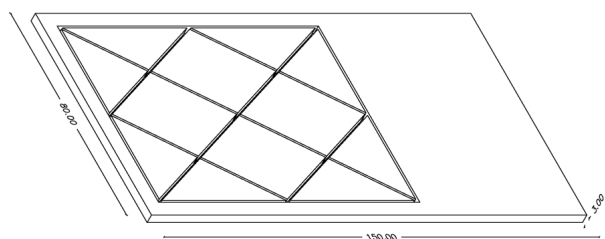
-   Ref.: 20.900.800.30.1.2
-   Ref.: 20.900.800.30.1.3
-   Ref.: 20.900.800.30.2.2









-   Ref.: 20.1000.800.30.1.2
-   Ref.: 20.1000.800.30.1.3
-   Ref.: 20.1000.800.30.2.2



-   Ref.: 20.1200.800.30.1.2
-   Ref.: 20.1200.800.30.1.3
-   Ref.: 20.1200.800.30.2.2



-   Ref.: 20.1500.800.30.1.2
-   Ref.: 20.1500.800.30.1.3
-   Ref.: 20.1500.800.30.2.2